


Sutton Garden Club News

May 2011

website : suttongardenclub.com



If you would like to save the club money, time and become more eco-friendly, please let me know if you would like to receive the newsletter via email only (mrannikko@yahoo.com).



Prune Your Garden Beautiful

May 17th, 2011, Tuesday 6:00 pm
Dale Coulter's home: 170 Boston Rd, Sutton, MA

Are your shrubs starting to cover your windows? Are tree branches growing into each other? Join us for an interactive program that covers the basic steps in pruning confidently. Senior Arborist, Joseph Biagioni, simplifies pruning, providing eye-opening tips that would take years of trial and error to figure out. Demonstrations are presented in an enjoyable and memorable fashion and with a sense of ease. Mr. Biagioni's passion for taking proper care of trees is downright contagious! Your garden will love you for it.



Refreshments : Mary Lou Mulhane



Creeping Gloxinia Lofos™

I purchased this plant at the Millbury May 7 Plant Sale. Mary Lou Mulhane had this hanging plant in a special place hoping a SGC member would stop by to support the Millbury football team's fundraiser.


The blooms are tubular, measuring 3 inches long and nearly 2 inches wide. Intensely colored, they stand out from a block away, and are showstopping in any setting. They are banked by huge, toothed leaves of sage-green that add muted color to the display, making the vibrant tones of the flowers pop out even more. Absolutely eye-popping -- and so easy to grow!

For best flowering, give Lofos™ full sun and plenty of water. You can expect it to reach up to 7 feet long and 18 to 24 inches wide, so don't hesitate to blanket that unsightly fence, drape that stone wall, or beautify those tired windowboxes with this beauty! So go beyond trailing Petunias this year with unusual, super-easy, gorgeous Creeping Gloxinia!

Sutton Garden Club's Annual Plant Sale on the Sutton Common

Saturday, May 14, 2011 9am to 12pm (Rain or Shine)

Your support is needed. Proceeds are to benefit student scholarship fund, sponsoring community activities and bringing beauty to our community with flowers.



Plants, Plants, Plants

We need your plants. Year after year, we get people coming back to our event because of the great variety of plants that have been donated. Please plan ahead and try to donate at least a few plants. Drop off your plants in front of the barn at Anne McDevitt (130 Singletary Ave., Sutton) any time between May 1 and May 11. Pricing will occur on May 12-13.

Silent Auction

Silent auction runs from 9-11:45 am. We are asking each member to donate a garden item that will be bundled together and auctioned off. Items can be dropped off before May 12 to Brigitte Paine (78 W. Millbury Rd., Sutton).

Bake Table

We are also looking for your expertise in the kitchen by donating a baked good. Pies, cakes, breads are very popular (brownies have not been a big seller). Please indicate if any of the baked items contain nuts.



Have questions, please contact Minna Rannikko
mrannikko@yahoo.com.

2011 Calendar of Events for SGC

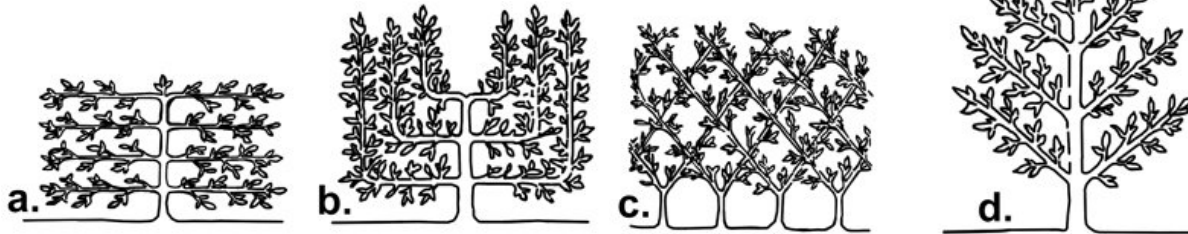
- o May 14 Sat 9am-12pm Annual Plant Sale
- o May 17 Tue 6pm Pruning Demo
- o June 19 Tue 7pm World Association of Flower Arrangers (WAFA) trip to Boston
- o August Annual Picnic and Auction



Many thanks to the SGC members who spent many hours of planning, work and devoted their time to ensure the event was a fabulous night for all to savor. They also generously let us enjoy the evening with precious family tea sets.

Espalier in Your Backyard By Erica Frew (Part 2 of 2)

There are many designs for espalier; those pictured below are the cordon (a), the candelabra (b), the belgian fence (c), and the palmette (d).



<http://www.growingwithplants.com/2009/04/espallier-apples.html>

A simple design that could fit into a formal estate, a cottage garden, or a small contemporary front yard is a method created by Bob Magnus of Woodbridge Fruit Trees and humorously referred to as the "knee, navel, nipple, and nose". The body parts simply refer to the heights of the 4 wires used in this espalier system.

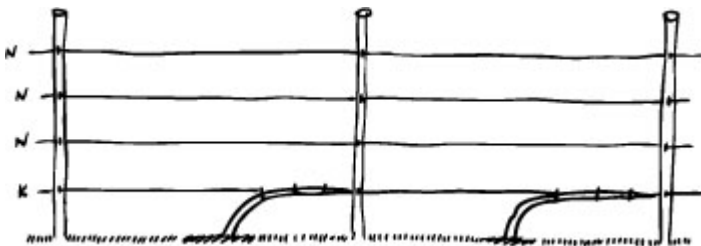


Fig. 1: At planting time the young tree is set out at 45 degree and tied loosely to the bottom wire in 2 or 3 places.




Fig. 2: In the first growing season many shoots will arise from the main stem.

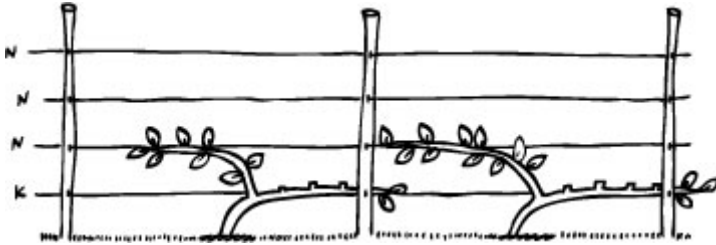


Fig. 3: The strongest (or first) shoot is taken to the second wire and the rest cut away to a first or second bud.

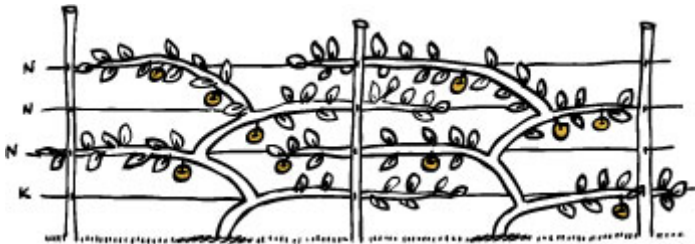


Fig. 4: In subsequent years the process is repeated. Train and tie the strongest leader to the next wire and remove the rest. When the fruit starts to mature it is easy to cut away the young upright growth on the top row to maintain the height and prune new growth that does not adhere to the form.

<http://www.woodbridgefruittrees.com.au/woodbridgefruittrees/articles>

This decorative and easy growing method often results in fruits in the first year; unlike traditional apple growing you should keep these early fruit. Early cropping tends to set the tree into a cycle of fruiting rather than one of growing more branches. Just top off with some nice compost and water as you would any new tree. Once the espalier form is fully established, keep up pruning by cutting stray branches that grow outward at right angles to the flat surface and those that grow beyond the boundaries of the desired pattern.

Why not dress up that old garden shed wall with a gorgeous espalier of your own and become the envy of the neighborhood? Enjoy the fruits of your labor!

It's time to renew your membership in the Sutton Garden Club



*Sign up for another year of
interesting and educational speakers and hands-on-projects
helping and planning community beautification
annual plant sale
and.....the friendship of people who speak the Language of Flowers*

Please provide the following information for our membership and program booklet

Name _____

Address _____

Telephone number _____

e-mail address _____

Newsletter Preference(please check one)



E-mail



USPS

OFFICERS (Please circle position of interest)

President Vice President Steering Committee
Secretary- Treasurer - Membership - Newsletter - Publicity

All members are encouraged to serve on one or more committees.
Please check any of the following items of interest to you



Bandstand - Planting - watering

Bandstand - winter decorate

Plant Sale

Programs / Events



Refreshments

Scholarship

Victorian Tea



Please list below any skills you might like to offer our club: i.e. Gardening expertise, computer skills, writing ability, event organizing, etc.

Dues are paid in April and May (for the coming year) to give the committee time to assemble our book for August distribution.

Dues: \$20.00 Individual, \$30.00 Family - Checks payable to Sutton Garden Club

Mail entire page to : Janet Whittier, 693 Central Turnpike, Sutton, Ma 01590



Sutton Garden Club
c/o Whittier
693 Central Turnpike
Sutton, MA 01590

May 2011 newsletter